

What connector is on my car?

Knowing what kind of connector is on your vehicle can help you purchase the right replacement wiper blade. You can do a physical inspection of your wiper blades or you can look it up by consulting a parts book at your local auto parts store or using an online resource. For both of these, you typically need to know year, make, model and the position of the wiper blade you need to replace.

While the three most common connector styles are J-hook, side pin and bayonet, you might be surprised by the variety of designs that manufacturers use.

Variety of designs



Pinch tab – As the name indicates, this connector features a pair of pinch tabs that you simply press together to release the wiper blade. The new blade locks firmly into place

Pinch tab button



Pinch tab button – This connector is similar to the pinch tab but features an additional locking button hole.



Saddle



Saddle – The saddle connector is mainly used on medium- and heavy-duty vehicles and RVs. Typically there is a spring that when you push down, it releases the blade. Variations include 1/2", narrow and wide.



Saddle hook



Wrist action



Wrist action - Also called a flat hook, this connector can be found on vintage vehicles. It is easily identified by its flat bar with a curved end.



Dead locker

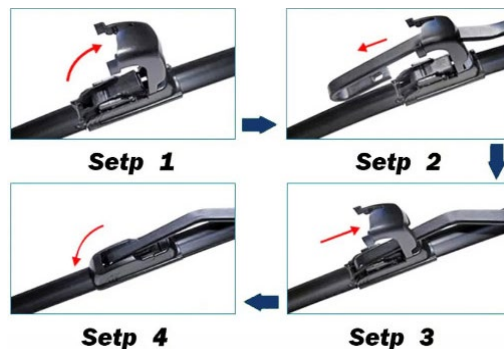


Dead locker - Found on vintage automobiles, dead locker connectors feature a small arm beneath the wiper arm that releases the lock. This type is also known as a permanent pin connector.



J-hook

J-hook – The most common type of connector, the J-hook has a J or U-shaped hook at the end. Simple to replace, the hook pushes into the wiper blade connector and clips or locks into place. The J-hook comes in different variants like the short J hook, 7mm, 9x3, 9x4, 9x3 short and reverse 9x4.



Side pin

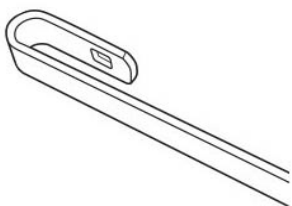
Side pin – This style of connector has a small pin on the wiper arm that fits into a hole on the wiper blade attachment; the blade then locks into place. Side pin variants include 1/4", 19mm, 22mm and 3/16".



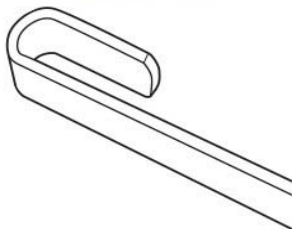
Bayonet



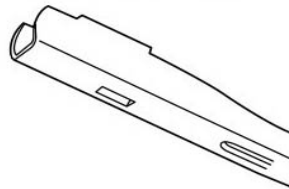
Small J Hook



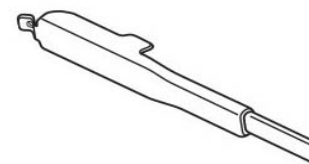
Large J Hook



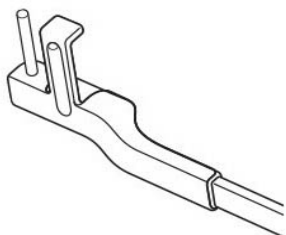
Push Button Arm



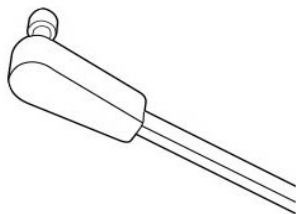
I&L Arm



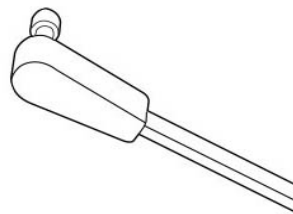
Standard Pin & Hook



Small Side Pin



Large Side Pin



Bayonet Arm

